

Features

- Low insertion loss
- High Attenuation
- Small footprint
- Surface mount

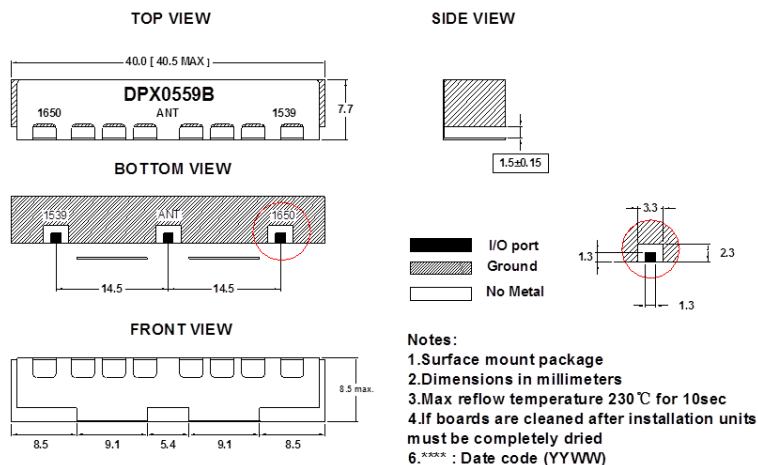
Descriptions

Surface mount ceramic duplexer developed for Inmarsat applications.

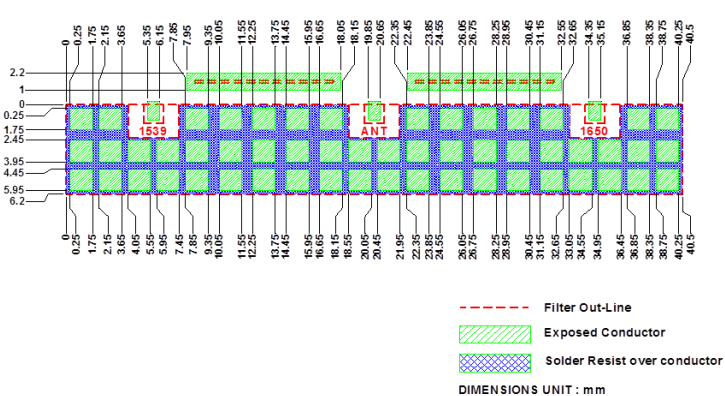
Electrical Specifications

Parameter	Unit	Specification	
		Low (RX)	High (TX)
Center Frequency	MHz	1539	1650.5
Band Width	MHz	42 (1518~1560)	49 (1626~1675)
Insertion Loss in BW	dB	1.1 max (1.0 typ)	1.3 max (1.0 typ)
Ripple in BW	dB	0.5 max (0.3 typ)	0.5 max (0.3 typ)
Return Loss	dB	14 min	14 min
Attenuation	dB	58 min @ 1626 ~ 1675 MHz	58 min @ 1518 ~ 1560 MHz
		50 min @ 80 ~ 1300 MHz	50 min @ 10 ~ 445 MHz
		20 min @ 1430 ~ 1450 MHz	40 min @ 450 ~ 1450 MHz
		55 min @ 1676 ~ 1680 MHz	50 min @ 1455 ~ 1517 MHz
		50 min @ 1681 ~ 1720 MHz	15 min @ 1830 ~ 2030 MHz
		47 min @ 1721 ~ 2300 MHz	20 min @ 2035 ~ 2175 MHz
		35 min @ 2301 ~ 2550 MHz	25 min @ 2180 ~ 2400 MHz
		25 min @ 2551 ~ 2700 MHz	30 min @ 2401 ~ 2600 MHz
			20 min @ 2601 ~ 2700 MHz
			10 min @ 2701 ~ 2790 MHz
Isolation	dB	60 min @ 1626 ~ 1675 MHz	60 min @ 1518 ~ 1560 MHz
Input Power	Watt	15 max (CW)	
IN/OUT Impedance	Ω	50	
Operating Temp. Range	$^{\circ}\text{C}$	-40 to +85	
Recommended Solder	-	SN96.5 AG03 CU.5	
RoHS	-	Yes	
Dimensions	mm	40.5 L x 7.7 W x 8.5 H	

Mechanical Drawing

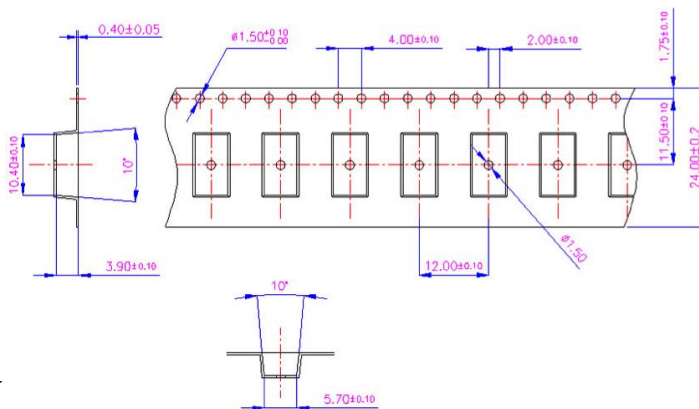


PCB Layout



Packaging and Marking

Product is shipped in preformed foam trays



Electrical Response

