



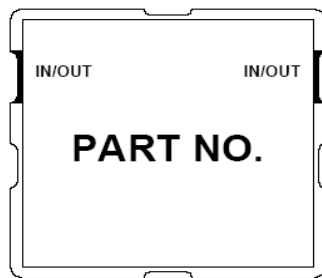
## LC Lowpass Filter Specification

Part No: LPL500A1  
 Date: 7/9/08

Specification:

No.	Characteristics	Unit	Cutoff	Minimum	Maximum
1	Frequency Range	MHz	500	DC	500
2	Insertion Loss (DC~500 MHz)	dB			1.5
3	Ripple (DC~500 MHz)	MHz			0.5
4	VSWR (In/Out)	-			1.3:1
5	3 dB Cutoff Frequency	MHz	700		
6	Attenuation @ 900~1500 MHz	dB		20	
7	Input Power	W		1	
8	In/Out Impedance	Ohms		50	
8	Operating Temperature	C	-30 to +65		

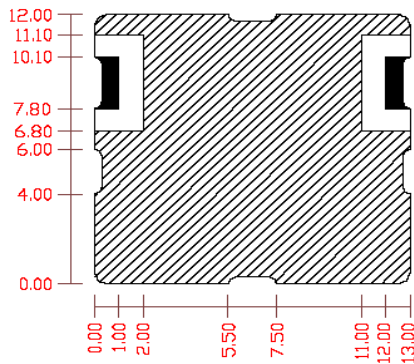
Mechanical Drawing:



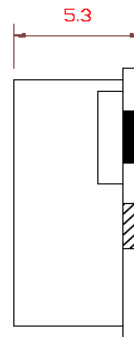
**Front Side**

IN/OUT Port  
 Ground

Unit : mm  
 Tolerance unless  
 otherwise specified :  $\pm 0.2$



**Bottom Side**



**Right Side**